



## Installation Instructions:

(Part # SB2725)  
Jeep Tire Carrier 3rd Brake Light  
Relocation Kit

**NOTE:** Carefully read entire instructions thoroughly before attempting to install this part.

Parts Included	Qty
93-5567 3rd Brake Light Bracket: Upper	1
93-5569 3rd Brake Light Bracket: Lower	1
90-6299 Hardware Pack: 3rd Brake Light Bracket	1
5/16" X 1" Gr. 8 Hex Bolt	2
5/16" SAE Flat Washer	2
5/16" Nylock Nut	4
3/8" X 1" Hex Head Self Tapping Bolt	2


### INSTALLATION:

**Step 1:** Remove the (4) OE retaining screws on the back of the 3rd brake light housing. Save the hardware for reinstallation.

**Step 2:** Unclip the wiring harness on the 3rd brake light housing and remove it from the bumper.

**Step 3:** Install the 3rd brake light lower bracket (93-5569) to the tire carrier under the spare tire mounting bracket. Secure using the mounting bracket stud hardware. (Fig A)

**NOTE:** The jog in the lower bracket will rest on the sloped side of the tire carrier.



For Technical Support/Warranty Information please call 310-762-9944

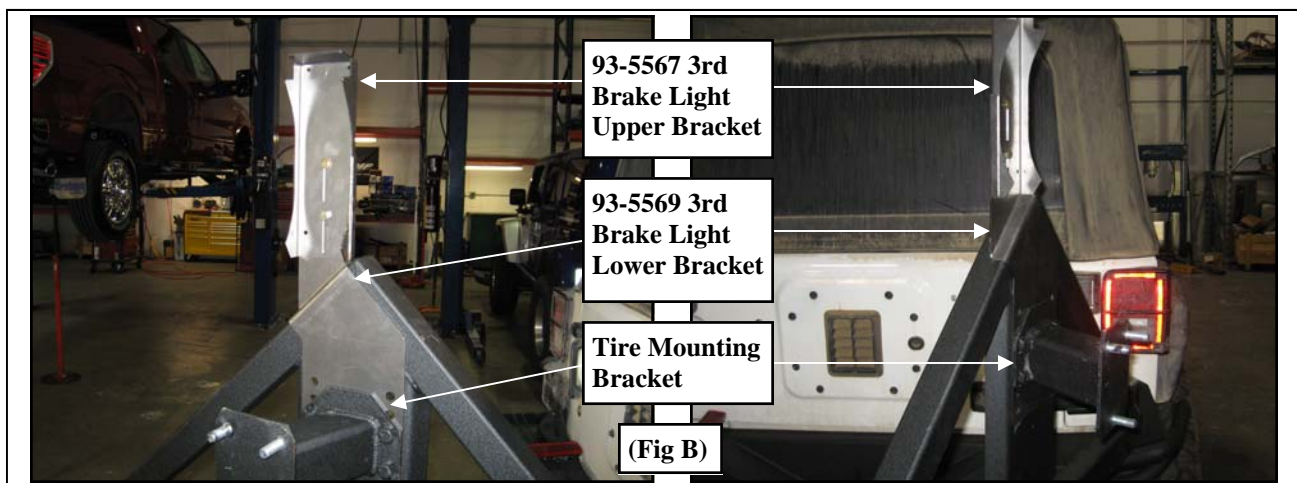


## Installation Instructions:


(Part # SB2725)  
*Jeep Tire Carrier 3rd Brake Light Relocation Kit*

**Step 4:** Clamp the 3rd brake light lower bracket firmly against the tire carrier. Use the holes in the sloped portion of the 3rd brake light lower bracket as a template to drill the (2) upper mounting holes. Center punch and drill the (2) holes in the tire carrier using a 5/16" drill bit. Secure the 3rd brake light lower bracket using the supplied 3/8 X 1" self tapping bolts. (Fig A)

**Step 5:** Install the 3rd brake light upper bracket (93-5567) to the lower bracket (93-5569). Secure using the supplied 5/16" X 1" bolts and hardware into the slots. Leave the bolts hand tight only. (Fig B)



**Step 6:** Place the spare tire onto the tire carrier mounting bracket. Adjust the 3rd brake light upper bracket (93-5567) to clear the spare tire. (Fig C)



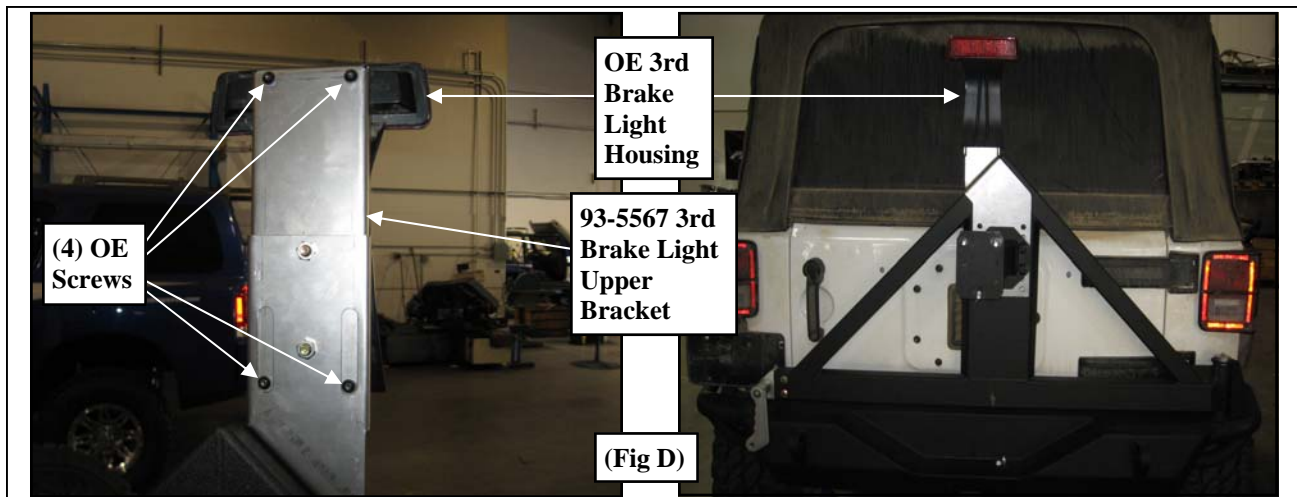
For Technical Support/Warranty Information please call 310-762-9944



## Installation Instructions: (Part # SB2725) Jeep Tire Carrier 3rd Brake Light Relocation Kit

**Step 7:** Remove the spare tire from the tire carrier mounting bracket. Tighten the 5/16" X 1" bolts and hardware to 15 ft./lbs.

**Step 8:** Install the 3rd brake light to the upper bracket (93-5567) using the previously removed (4) OE bolts. (Fig D)



**Step 9:** Reattach the 3rd brake light wiring harness clips.

**NOTE:** It is recommended to extend the 3rd brake light wiring harness. This can simply be done by splicing the wire and using some insulated butt splice connectors and 18 gauge wire, extend the wire to the appropriate length. It is recommended to have this done by an experienced electrical installer.

**Step 10:** Installation is now complete.

### Product cleaning and maintenance instructions

**Stainless Steel Finish** – Aluminum polish may be used to polish small scratches and scuffs on the finish. Mild soap, window or glass cleaner may be used to clean the finish. **Dual state powder coat finish** – Mild soap, window or glass cleaner may be used to clean the finish. In order to protect the finish, you may wax your product on a regular basis with pure carnauba automotive wax. Do not use any types of soap, polish or was that contains abrasive that could damage the finish. **Textured coated finishes** should be cleaned with a mild soap on a damp sponge. Do not apply polish or was that requires to be removed by means of buffing. This type of wax is commonly used at car wash facilities. **Chrome Finish** – Mild soap, window or glass cleaner may be used to clean the finish. In order to protect the finish you should wax your product on a regular basis with pure carnauba automotive wax. Do not use any types of soap, polish or was that contains abrasive that could damage the finish.

**For Technical Support/Warranty Information please call 310-762-9944**



# Installation Instructions:

(Part # SB2725)

## *Jeep Tire Carrier 3rd Brake Light Relocation Kit*

### Limited Warranties

Smittybilt's products are covered under the following limited warranties only. Note that the duration of the limited warranty differs according to the material and finish of the product purchased. Subject to the duration and conditions of the limited warranty stated below, Smittybilt warrants to the original retail purchaser that its products are free from defects in material and workmanship. All other warranties and representations express or implied, are hereby disclaimed, including fitness for merchantability and buyer's intended use or purpose. All parts are sold "AS IS" except for the limited warranties granted herein. Buyer assumes all risks as to the selection, suitability and performance of all goods and products selected. This limited warranty does not cover damage or impairment in any part due to misuse, improper installation, accident or contact with on-road or off-road hazards, product modification, improper or inadequate cleaning and/or maintenance. Smittybilt is not responsible for items damaged during shipping. This warranty is not transferable from the original buyer. For the original Buyer to be eligible for the limited warranty coverage, the Buyer must provide proof of purchase. Smittybilt strongly recommends returning the warranty registration card.

Customer's remedy hereunder shall be limited only to repair or replacement (at Smittybilt's option) of any defective part(s) returned to Smittybilt at customer's expense. The determination of whether or not a returned part is defective or subject to coverage under the limited warranties stated herein shall be made at Smittybilt's sole discretion.

### Duration of Limited Warranty

#### **Limited Lifetime Warranty on Stainless Steel Products -**

Smittybilt stainless steel products carry the foregoing limited repair or replacement warranty against workmanship and defects in the material so long as the original purchaser retains the original stainless steel parts.

#### **Limited Five (5) Year / 50,000 Mile Pro-Rata Warranty (whichever occurs first) on Dual-Stage Powder Coating Products -**

Smittybilt dual-stage powder coated products carry the foregoing limited repair or replacement warranty for a period of (5) years or 50,000 miles (whichever occurs first) from date of purchase against workmanship and defects in the material, provided that any claim submitted after (2.5) years from date of purchase shall, if accepted, be satisfied by Smittybilt offering customer a credit on the purchase of a replacement product equal to fifty percent (50%) of customer's initial purchase price.

#### **Limited Three (3) Year / 36,000 Mile Pro-Rata Warranty (whichever occurs first) on Chrome Products-**

Smittybilt chrome products finished carry the foregoing limited repair or replacement warranty for a period of three (3) years or 36,000 miles against workmanship and defects in the material (whichever occurs first) from the date of purchase.

To assure product quality, Smittybilt reserves the right to change product design, material, specification and finishes without prior notice to customers. This limited warranty gives you specific legal rights and you may also have other rights, which may vary from state to state. Some states do not allow limitations on how long an implied warranty lasts, so the above limitations may not apply as to you. Also, some states do not allow the exclusion or limitation of incidental or consequential damages, so the above limitations or exclusions may not apply to you. Smittybilt reserves the right to discontinue product lines and substitute products, or provide other remedies than those listed in this limited warranty for those discontinued products.

**For Technical Support/Warranty Information please call 310-762-9944**

---

**Smittybilt, 400 W. Artesia, Compton, CA 90220**